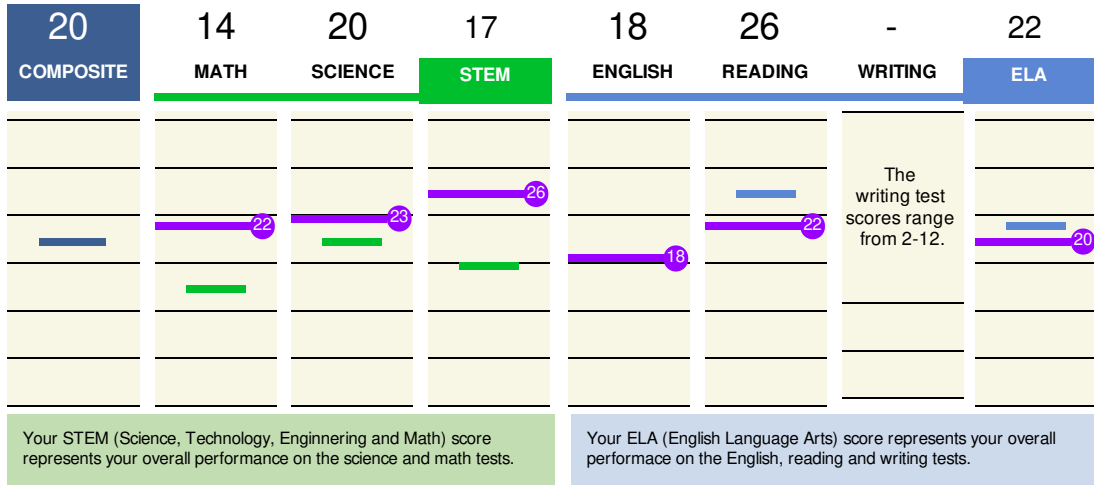




# PRACTICE ACT SCORE REPORT

Student Name: **Demo Student**  
 Student ID: 17  
 Test Date: **Jan 10, 2023**  
 Test Name: **ACT 2176CPRE**

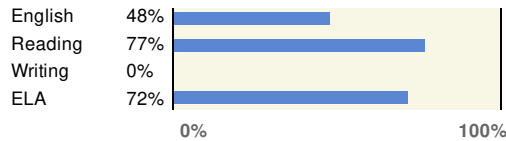
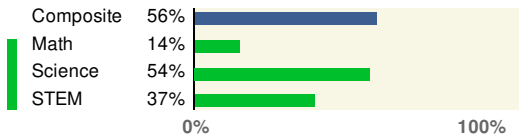


### Your Score

### ACT College Readiness Benchmarks

If your score is at or above the Benchmark, you have at least a 50% chance of obtaining a B or higher or about a 75% chance of obtaining a C or higher in specific first-year college courses in the corresponding subject area. There is currently no Benchmark for writing.


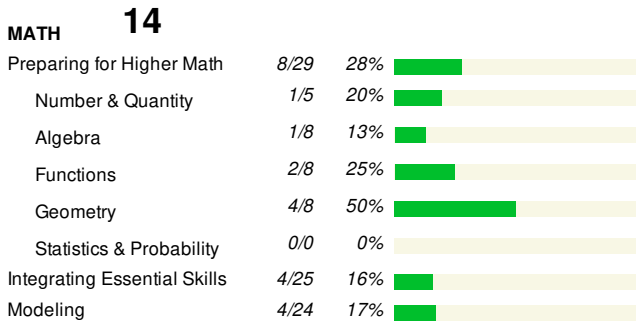
### US Rank




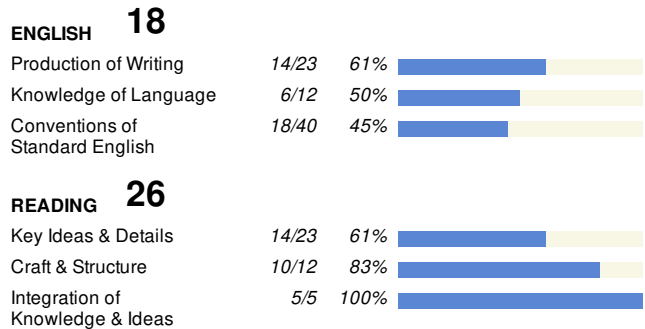
### US Rank

Your ranks tell you the approximate percentages of recent high school graduates in the US who took the ACT® test and received scores that are the same as or lower than your scores. For example, a rank of 55 for your Composite score means 55% of students earned that Composite score or below.

### Detailed Results



ACT math, science, English, and reading test scores and the Composite score range from 1 to 36. For each test, we converted your number of correct answers into a score within that range. Your Composite score is the average of your scores on the four subjects rounded to the nearest whole number.



If you took the writing test, your essay was scored on a scale of 1 to 6 by two raters in each of the four writing domains. These domains represent essential skills and abilities that are necessary to meet the writing demands of college and career. Your domain scores, ranging from 2 to 12, are a sum of the two raters' scores. Your writing score is the average of your four domain scores rounded to the nearest whole number. To learn more about your writing score, visit [www.act.org/the-act/writing-scores](http://www.act.org/the-act/writing-scores).



**Demo Student - ID# 17**Test Name: **ACT 2176CPRE**Test Date: **Jan 10, 2023****Question Category Analysis**

Subsections	Correct	Correct	Incorrect	Omitted	Incorrect and Omitted Questions
-------------	---------	---------	-----------	---------	---------------------------------

**English**

<b>PRODUCTION OF WRITING (POW)</b>	59%	13	9	0	
Grade the passage	67%	2	1	0	1.45
Mandate/Rhetorical Purpose	100%	3	0	0	
Add/Delete	71%	5	2	0	1.21, 1.51
Introductions/Transitions/Conclusions	40%	2	3	0	1.26, 1.69, 1.72
Logical Organization	25%	1	3	0	1.14, 1.44, 1.60
<b>KNOWLEDGE OF LANGUAGE (KLA)</b>	50%	6	6	0	
Tone - Clarity - Diction	63%	5	3	0	1.20, 1.64, 1.75
Wordiness and Redundancy	25%	1	3	0	1.3, 1.54, 1.62
<b>CONVENTIONS OF STANDARD ENGLISH (CSE)</b>	46%	19	21	1	
Commas	50%	3	3	0	1.1, 1.35, 1.49
Sentence punctuation	50%	3	3	0	1.30, 1.47, 1.63
Apostrophes and Pronouns	57%	4	3	0	1.9, 1.24, 1.57
Verb forms	57%	4	3	0	1.6, 1.55, 1.65
Diction (wrong word)	20%	1	4	0	1.11, 1.19, 1.37, 1.67
Conjunctions / Transitions	33%	1	1	1	1.18, 1.73
Fused sentences/ Comma splices	50%	1	1	0	1.46
Sentence fragments	50%	1	1	0	1.48
Modifiers	33%	1	2	0	1.42, 1.53

**Math**

<b>INTEGRATED ESSENTIALS SKILLS (IES)</b>	16%	4	21	0	
Create Equations (Easy)	40%	2	3	0	2.6, 2.35, 2.60
Solve Equations (Plug in)	0%		1	0	2.3
Multiples/Factors/Primes/Reciprocals	0%		1	0	2.24
Average/Median (Easy)	0%		2	0	2.27, 2.32
Percents	50%	1	1	0	2.52
Polygons (Easy)	0%		3	0	2.29, 2.33, 2.48
Circles (Easy)	0%		1	0	2.43
3D Geometry	0%		1	0	2.28
Logic	50%	1	1	0	2.54
Absolute Value	0%		1	0	2.4
Probability (Easy)	0%		2	0	2.1, 2.26
Triangles (Easy)	0%		2	0	2.21, 2.25
Consumer Math	0%		2	0	2.13, 2.14
<b>NUMBER &amp; QUANTITY (N)</b>	20%	1	4	0	
Rate	0%		2	0	2.10, 2.31
Exponents/Roots/Logs	100%	1	0	0	
Matrices	0%		1	0	2.39
Complex Numbers	0%		1	0	2.55
<b>ALGEBRA (A)</b>	13%	1	7	0	
Solve Equations	0%		2	0	2.16, 2.41
Create Equations	0%		1	0	2.44
Graphs	0%		1	0	2.56
Polynomials/Factoring	33%	1	2	0	2.5, 2.45
Scientific Notation	0%		1	0	2.15
<b>FUNCTIONS (F)</b>	25%	2	6	0	

Functions	33%	1	2	0	2.7, 2.23
Function Graphs	0%		1	0	2.50
Slope/Parallel/Perpendicular (F)	0%		1	0	2.49
SOHCAHTOA (Functions)	50%	1	1	0	2.58
Rate (Functions)	0%		1	0	2.8
<b>GEOMETRY (G)</b>	<b>50%</b>	<b>4</b>	<b>4</b>	<b>0</b>	
Circles (G)	100%	1	0	0	
Graphing Lines/Shapes	0%		1	0	2.40
Distance/Midpoint	100%	1	0	0	
Triangles	0%		2	0	2.9, 2.19
SOHCAHTOA (G)	100%	2	0	0	
Slope/Parallel/Perpendicular (G)	0%		1	0	2.22
<b>STATISTICS &amp; PROBABILITY (S)</b>	<b>0%</b>		<b>6</b>	<b>0</b>	
Average/Median	0%		1	0	2.30
Probability	0%		2	0	2.11, 2.38
Sets/Combinations	0%		2	0	2.37, 2.47
Solve Equation (S)	0%		1	0	2.20
<b>Reading</b>					
<b>KEY IDEAS &amp; DETAILS (KID)</b>	<b>61%</b>	<b>14</b>	<b>9</b>	<b>0</b>	
Detail - Explicit	54%	7	6	0	3.26, 3.29, 3.32, 3.34, 3.36, 3.39
Detail - Implicit	75%	6	2	0	3.6, 3.22
Main Ideas/Tone	50%	1	1	0	3.12
<b>CRAFT &amp; STRUCTURE (CS)</b>	<b>83%</b>	<b>10</b>	<b>2</b>	<b>0</b>	
Vocab-in-Context (Meaning)	83%	5	1	0	3.38
Literary Device/Technique	100%	1	0	0	
Author's Purpose/Function	80%	4	1	0	3.15
<b>INTEGRATION OF KNOWLEDGE &amp; IDEAS (IKI)</b>	<b>100%</b>	<b>5</b>	<b>0</b>	<b>0</b>	
Inference	100%	3	0	0	
Compare Passages	100%	2	0	0	
<b>Science</b>					
<b>INTERPRETATION OF DATA (IOD)</b>	<b>56%</b>	<b>10</b>	<b>8</b>	<b>0</b>	
Detail (Graphs/Charts)	63%	5	3	0	4.10, 4.16, 4.24
Calculate/Trend/New	33%	1	2	0	4.33, 4.39
Translate	57%	4	3	0	4.12, 4.32, 4.34
<b>SCIENTIFIC INVESTIGATION (SIN)</b>	<b>50%</b>	<b>6</b>	<b>6</b>	<b>0</b>	
Understand Experiment	33%	3	6	0	4.8, 4.13, 4.14, 4.26, 4.35, 4.40
Altered Experiment	100%	3	0	0	
<b>EVALUATION OF MODELS - INFERENCES - EXPERIMENTAL RESULTS (EMI)</b>	<b>50%</b>	<b>5</b>	<b>5</b>	<b>0</b>	
Detail (Text)	63%	5	3	0	4.1, 4.7, 4.27
Interpret Experiment	0%		1	0	4.37
Knowledge	0%		1	0	4.6